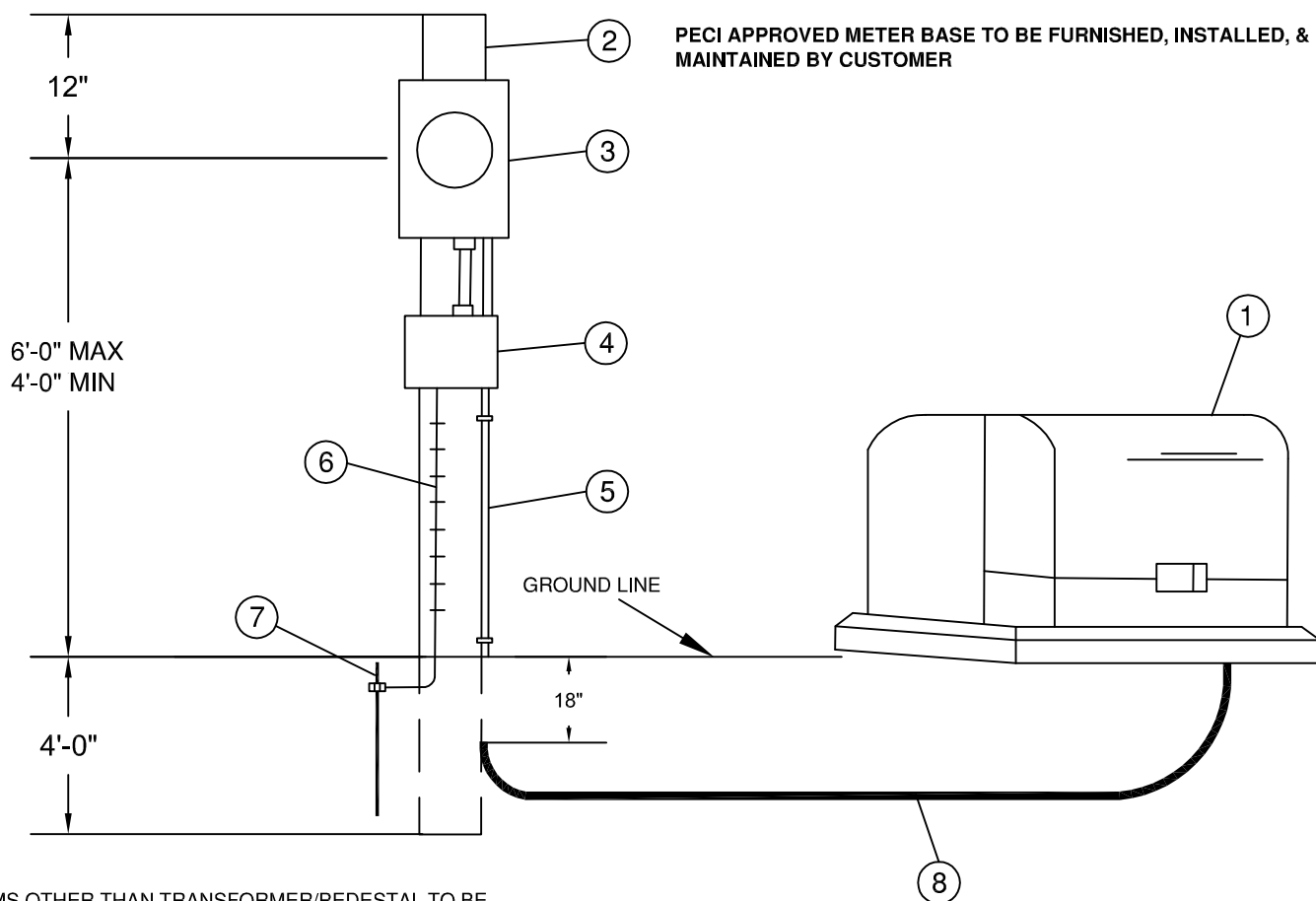


TEMPORARY SERVICE INSTALLATION FROM UNDERGROUND DISTRIBUTION

"TYPICAL COMMERCIAL"

ITEM #:

1. PAD MOUNTED TRANSFORMER OR PEDESTAL
2. CLASS 7 TREATED POLE OR EQUIVALENT (4"x4" MIN. TREATED TIMBER)
3. METER BASE (BY OWNER)
4. WEATHERPROOF OVERCURRENT PROTECTION AND WEATHERPROOF RECEPTACLES IN SEPARATE ENCLOSURE OR COMBINED IN A SINGLE ENCLOSURE
5. GALVANIZED IRON OR SCHEDULE 40 PVC CONDUIT AND FITTINGS - MIN SIZE 1-1/4"
6. GROUND WIRE TO BE SECURELY ATTACHED TO STRUCTURE NO. 6 CU. MINIMUM - 100A BREAKER OR LESS NO. 4 CU MINIMUM - 200A BREAKER
7. 5/8" x 8' GROUND ROD (GALVANIZED OR COPPER CLAD) WITH U.L. APPROVED CLAMP
8. CABLE AND CONDUIT, IF APPLICABLE, PROVIDED AND INSTALLED BY OWNER TO MEET NEC AND/OR LOCAL REQUIREMENTS



NOTES

1. ALL ITEMS OTHER THAN TRANSFORMER/PEDESTAL TO BE FURNISHED, INSTALLED, & MAINTAINED BY CUSTOMER
2. CUSTOMER TO INSTALL POLE NO CLOSER THAN 4 FEET FROM TRANSFORMER PAD OR PEDESTAL
3. WHERE SECONDARY PEDESTALS ARE AVAILABLE, THEY MAY BE USED TO CONNECT THE SERVICE POLE
4. CUSTOMER TO DIG FROM POLE TO APPROXIMATELY 1 FT FROM DOOR SIDE (RIGHT FRONT CORNER) OF TRANSFORMER PAD OR TOWARD HANDHOLE OR PEDESTAL AND PROVIDE 10' OF EXTRA WIRE TO BE INSTALLED & CONNECTED BY PECI PERSONNEL
5. ENTIRE ASSEMBLY TO MEET PECI, NEC, & ANY LOCAL CODE REQUIREMENTS
6. CALL SC811 BEFORE YOU DIG

DATE: July 23, 2014

APPROVED BY: Wilson D. Saleeby

REV:

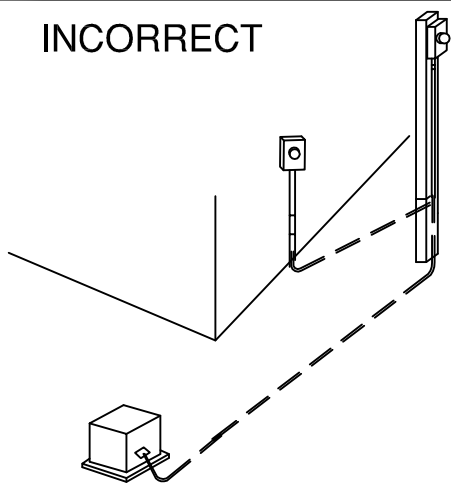
SHEET 1 OF 2

MEMO #6



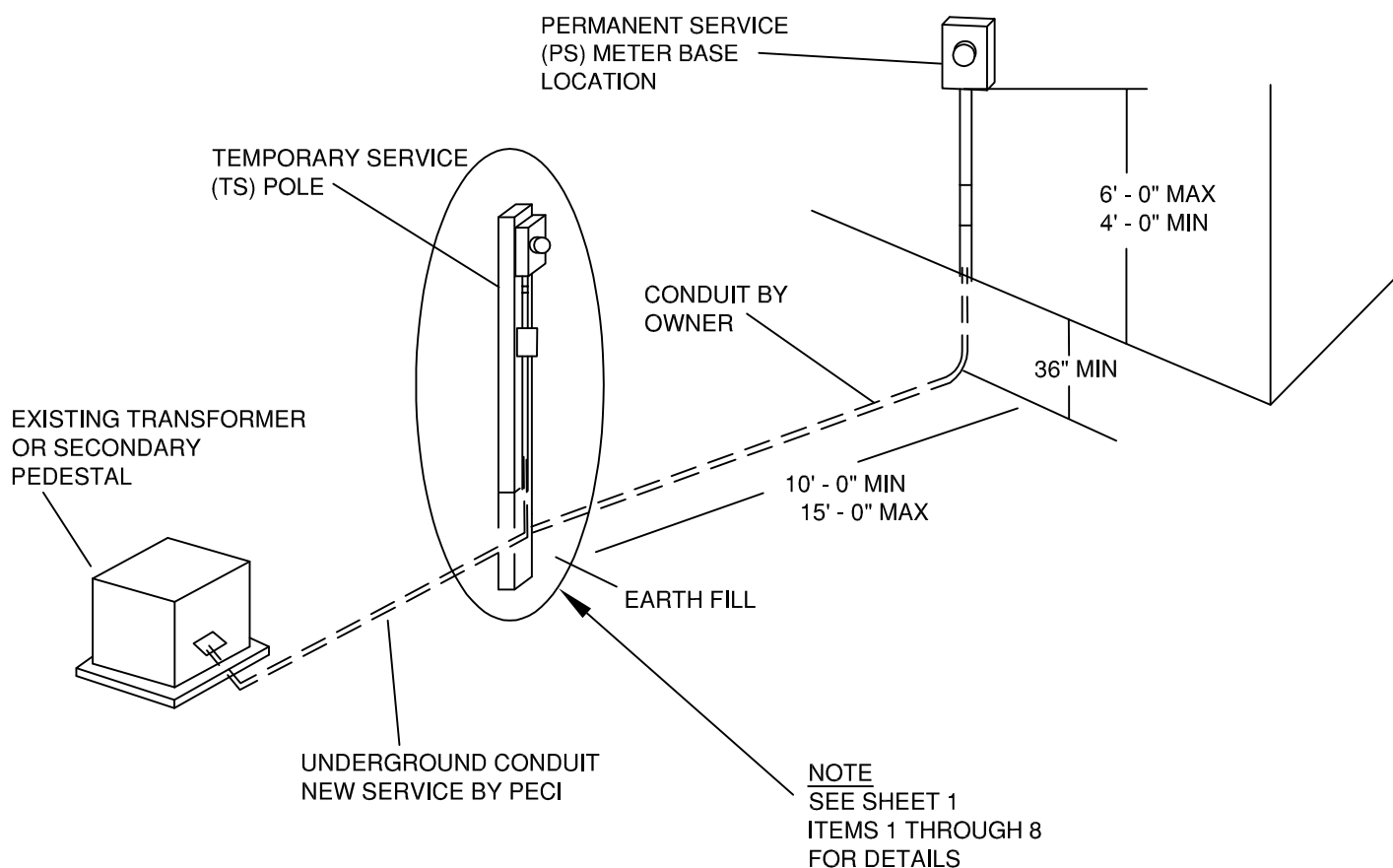
TEMPORARY SERVICE INSTALLATION FROM UNDERGROUND DISTRIBUTION

INCORRECT



"TYPICAL RESIDENTIAL"

CORRECT



NOTES

1. OWNER/DEVELOPER/ELECTRICIAN RESPONSIBLE FOR INSTALLING GRAY SCHEDULE 40 PVC FOR ELECTRIC FROM WALL TO TEMPORARY SERVICE POLE AS SHOWN
200 AMP PERMANENT SERVICE OR LESS, USE 2.5" PVC
300 AMP PERMANENT SERVICE OR GREATER, USE 3" PVC
2. TEMPORARY SERVICE POLE IS TO BE IN-LINE BETWEEN TRANSFORMER/PEDESTAL AND PERMANENT SERVICE METER BASE

DATE: July 23, 2014

APPROVED BY: Wilson D. Saleeby

REV:

SHEET 2 OF 2

MEMO #6

